

2013 County of Marin Fact Sheet: Latinos and HIV/AIDS in Marin County

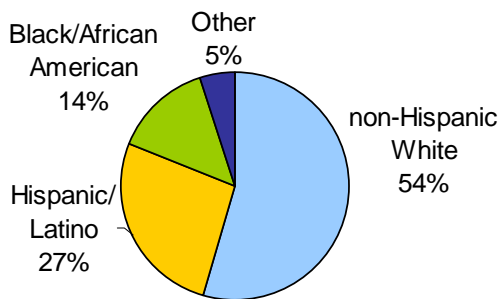


- In California, Latinos made up 32% of people living with HIV or AIDS and 38% of the state population in 2012.^{1,2}
- In Marin County, Latinos made up 16% of people living with HIV or AIDS and 16% of the county population in 2012.^{2,3}

Recent HIV Diagnoses in Marin County³

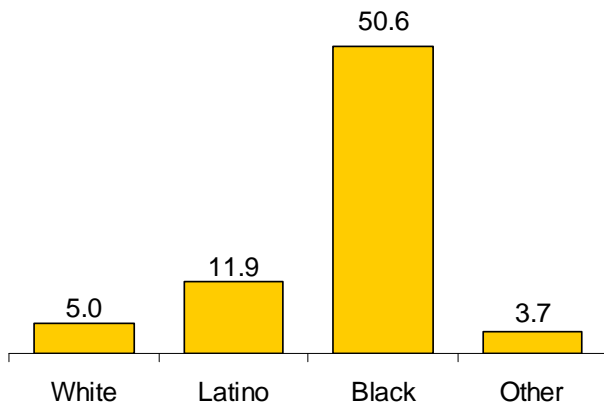
During 2007-2012, 101 Marin County residents were newly diagnosed with HIV infection. Figure 1 shows that 27% of these new cases identified as Hispanic/Latino. Latinos were diagnosed at a rate that was more than twice that of non-Hispanic whites (Figure 2).

Figure 1. Race/Ethnicity of Persons Diagnosed with HIV in Marin County, 2007-2012



Other includes Asian, Pacific Islander, American Indian, Alaskan Native, multi-racial, and unknown race

Figure 2. HIV Case Rate per 100,000 population by Race/Ethnicity for Adults and Adolescents in Marin County, yearly average 2007-2012⁴



Country of Birth

Of the Latinos diagnosed with HIV in Marin during 2007-2012, 19% were US born, 15% were born in Mexico, 44% were from Central America (Guatemala or El Salvador), and 15% were from South America. Country of birth was not reported for 7%.

Gender

85% of Latinos diagnosed with HIV during these years were men; 15% were women.

Risk Factors

The most common HIV risk factor was men having sex with men (MSM) (52%), followed by high-risk heterosexual contact (11%), and MSM & injection drug use (4%). Risk was unknown or unreported for 33% of Latinos.

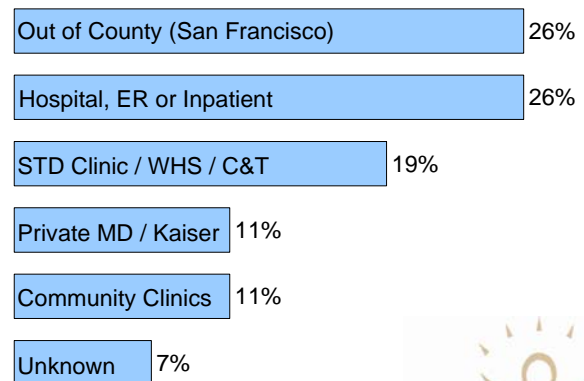
Age

22% of Latinos were in their 20s, 52% were in their 30s, and 26% were in their 40s, 50s, or 60s at the time of HIV diagnosis.

Late Testing

During 2007-2012, 48% of Latinos diagnosed with HIV in Marin County were also diagnosed with AIDS within one year of HIV diagnosis.

Figure 3. Location of HIV Diagnosis for Latinos, Marin County, 2007-2012



¹ California Department of Public Health, Office of AIDS, HIV/AIDS Surveillance Section, California HIV/AIDS Semi-Annual Summary Report, data as of December 31, 2012.
² State of California, Department of Finance, Report P-2: State and County Population Projections by Race/Ethnicity and 5-Year Age Groups, 2010-2060. Sacramento, California, January 2013.
³ California Department of Public Health, Office of AIDS, enhanced HIV/AIDS Reporting System (eHARS), Marin County data as of June 30, 2013. Community diagnosed cases only.
⁴ San Quentin State Prison (SQSP) population estimates excluded from denominator (Census 2010 population figures) as SQSP cases are not included in the numerator.