
Marin County Health & Human Services

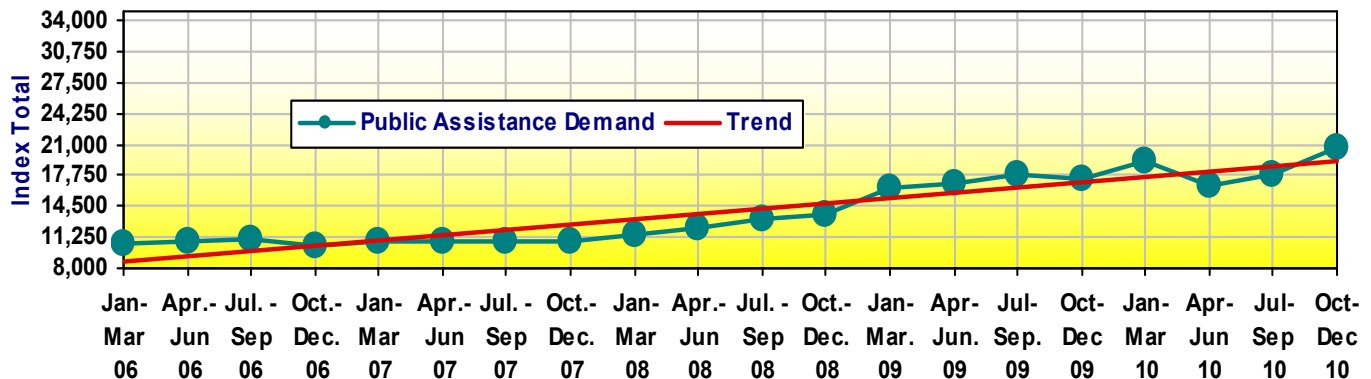
Public Service Utilization & Demand Report, 2010 Summary

2010 Marin County Special Report: PUBLIC SERVICE UTILIZATION & DEMAND REPORT, 2010 Summary



Marin County, Health & Human Services Indexes

Aggregate Public Assistance Demand Index¹
Quarterly Outlook Jan. 2006 - Dec. 2010



*Demand Index reflects an increasing demand on staff and demand public assistance resources.

Public Assistance Demand Index*

The purpose of the Public Assistance Demand Index is to show the trend in demand for services across nine key workload areas. The index combines CalWORKS, Food Stamp, General Assistance, CMSP case load and new application data as well as data on the number of unemployment claims and visits to the Career Resource Center.

Community Need Index Quarterly Outlook²
Jan 2006 - Dec 2010

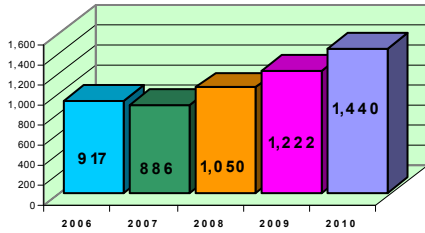


*Need Index reflects number of households and individuals receiving services in the community.

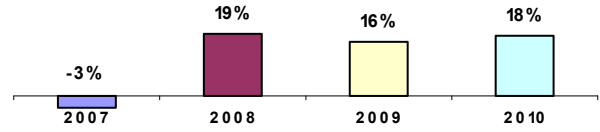
Community Need Index*

The purpose of the Community Need Index is to show aggregate need and demand for services. The current index is under development and includes: number of households receiving food stamps, number of unemployed and the number of households receiving food assistance at San Geronimo Food Pantry. (San Geronimo pantry is used as a proxy as all food pantries have reported increase in demand).²

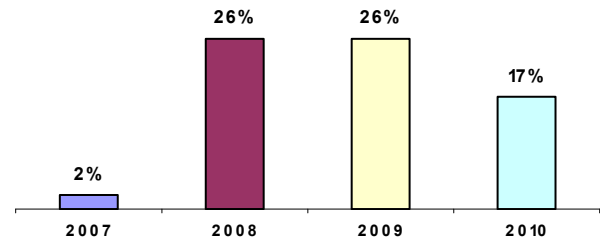
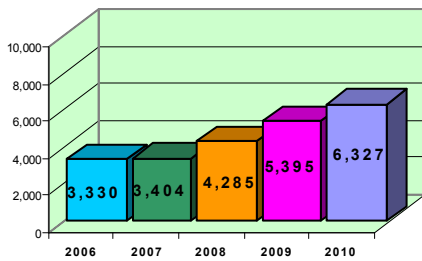
Annual Review: New Applications, Marin County 2006-2010



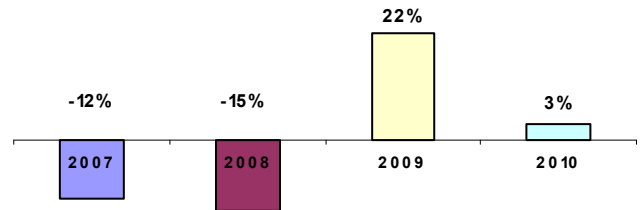
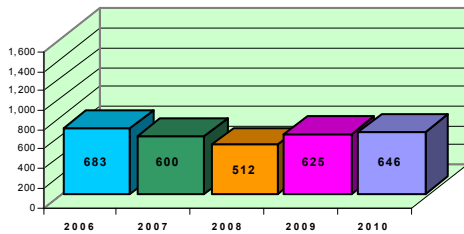
Percentage of Change



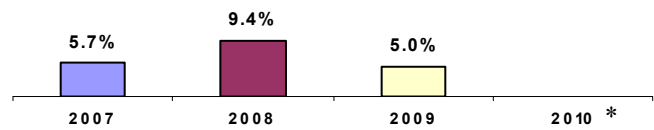
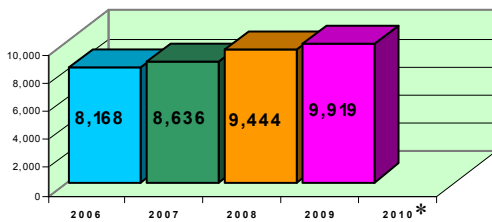
CalWorks



Food Stamps

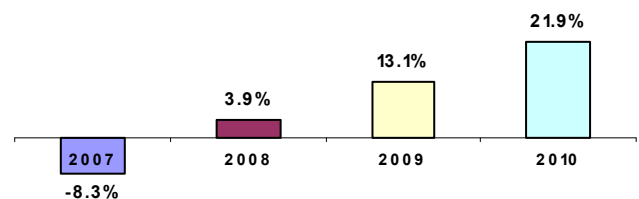
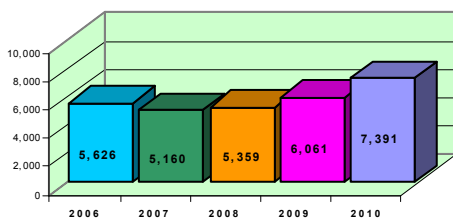


General Assistance



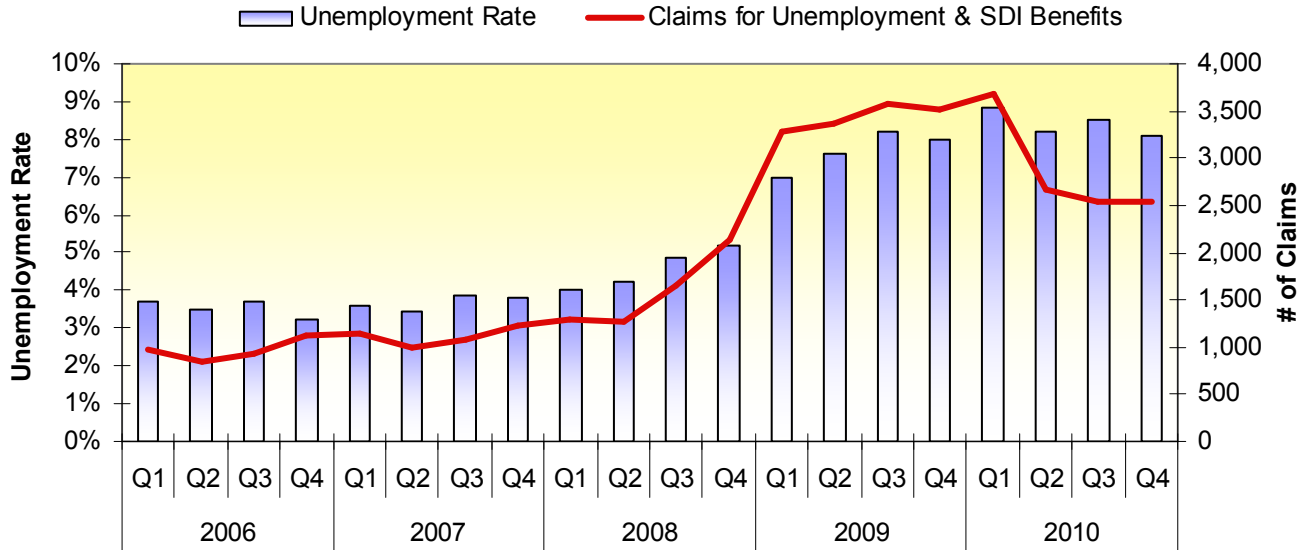
Medi-CAL

*No data available for new Medi-Cal applications in 2010.

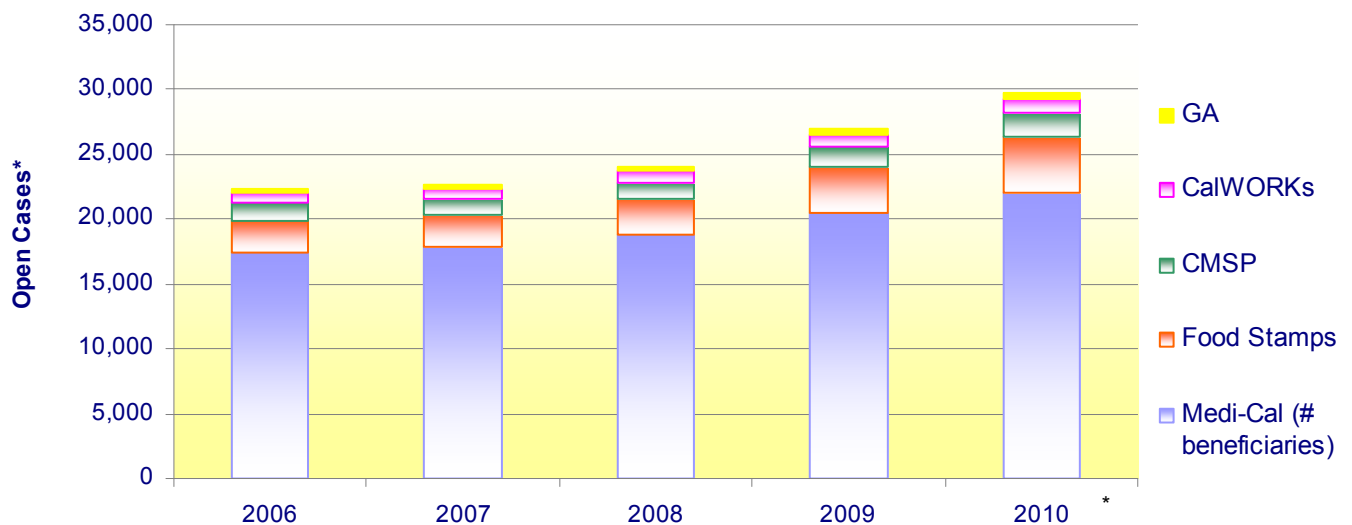


CMSP

Claims for Unemployment and SDI Benefits since 2006³

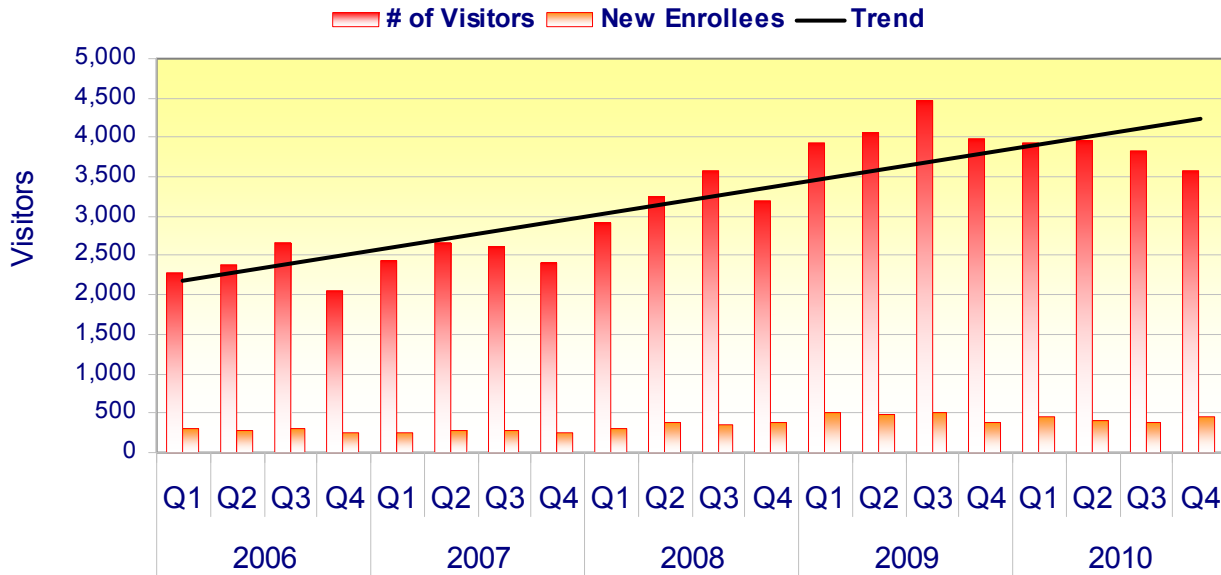


**H&HS Indicators
Public Assistance - Open Cases^{1,2,4}**

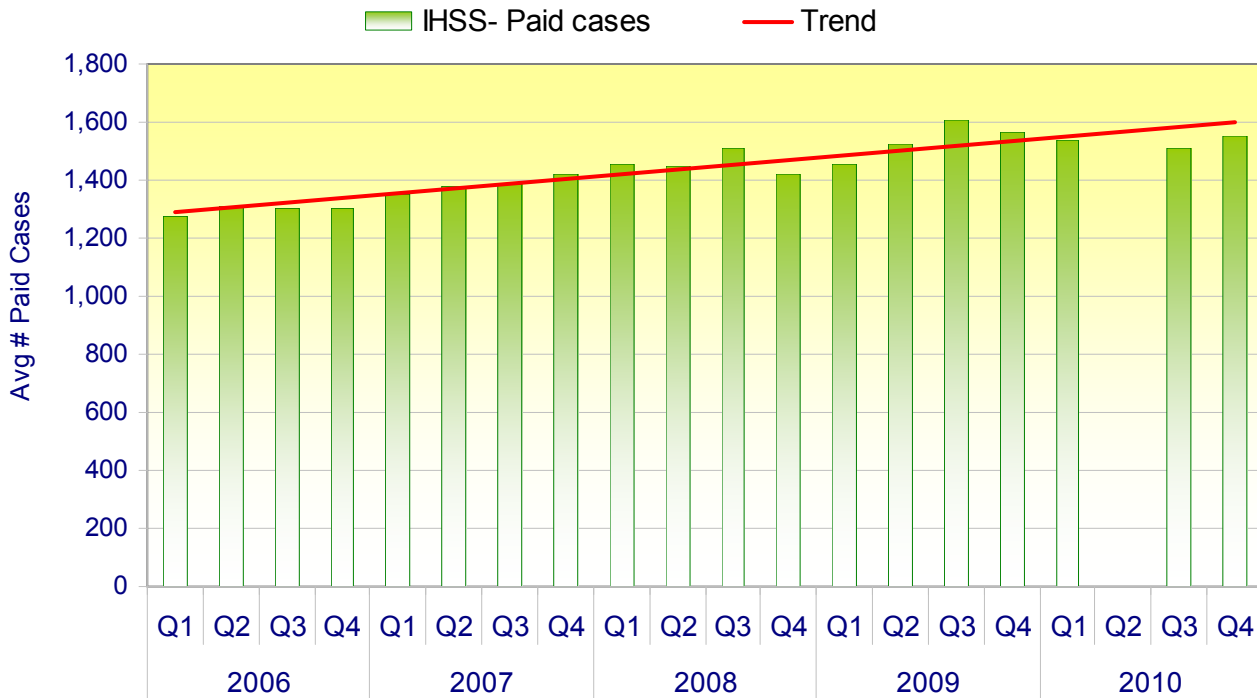


*note: Data for Medi-Cal lists number of beneficiaries rather than number of open cases.

H&HS Indicators
Visitors at the Career Resource Center since 2006³

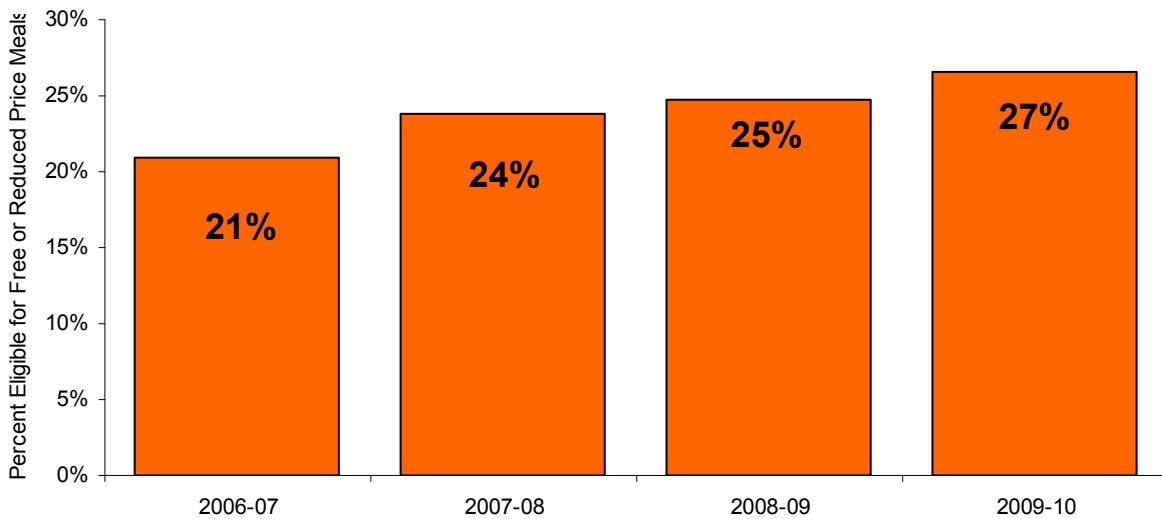


H&HS Indicators
In Home Support Services Paid Cases, Marin County⁵



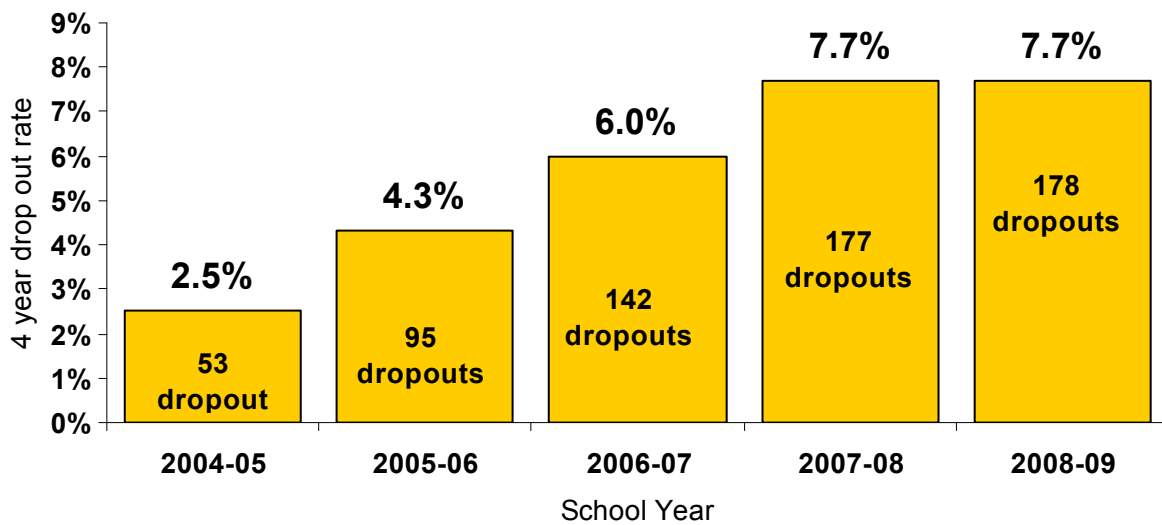
Department of Education Data, Marin County

**Students Eligible for Free or Reduced Price
(Federally Ssubsidized) Meals, Marin County⁷**



High School Drop Out Rate, Marin County

Adjusted Grade 9-12 Four-year Derived Dropout Rate⁷



Marin County, Health & Human Services Data Sets

Yearly Indicators	2006	2007	2008	2009	2010
Unemployment Rate**	3.5%	3.7%	4.6%	7.7%	8.4%
Unemployment Claims***	3,849	4,464	6,342	13,725	11,441
Number of Unemployed****	4,708	4,991	6,375	10,450	10,992
Visits to CRC	9,394	10,115	12,962	16,436	15,303
New CRC visitors	1,141	1,000	1,420	1,895	1,697
Medi-Cal New Apps.	8,168	8,636	9,444	9,919	Data currently not available
CMSP New Applications	5,626	5,160	5,359	6,061	7,391*
GA New Applications	683	600	512	625	646*
CalWORKS New Apps.	917	886	1,050	1,222	1,440*
Food Stamps New Apps.	3,330	3,404	4,285	5,395	6,327*
SGVCC Food Pantry	820	841	940	1,296	1,581
Food Stamp Households***	2,505	2,548	2,904	3,828	4,536*
CalWORKS Open Cases**	888	826	867	1,017	1,144*
Food Stamp Open Cases**	2,370	2,384	2,704	3,522	4,345*
CMSP Open Cases**	1,384	1,258	1,230	1,511	1,823*
No. of Medi-CAL Beneficiaries⁵*****	17,470	17,947	18,869	20,543	21,670
Medi-CAL Open Cases**	6,481	6,803	7,131	7,758	Data currently not available
GA Open Cases**	284	295	317	405	470*

*March marked the conversion of data collection to C4. Data is still being validated, and may change

**Represents average number per year or quarter period for 2010.

***Represents number of Unemployment and Unemployment Disability Claims received at Social Services only.

**** Data Source: Employment Development Department, Labor Force Data <http://www.labormarketinfo.edd.ca.gov/?pageid=131>. Retrieved 10/22/10.

*****Represents total number per year, or average number per quarter period for 2010.

PUBLIC SERVICE UTILIZATION & DEMAND QUARTERLY REPORT, 2010 Summary



Sources

1. Public Assistance Reports DFA296, CA237, GR237, CMSP237, CA237CW, CA 255CW (available from <http://www.cdss.ca.gov/research/default.htm>) and reports from Career Resource Center.
2. Food Stamps-California Department of Social Services Research & Data reports DFA 296, Unemployment-California Employment Development Department and reports from San Geronimo Valley Community Center.
3. Employment Development Department, Labor Force Data retrieved 1/28/10 <http://www.labormarketinfo.edd.ca.gov/?pageid=131> and Career Resource Center monthly reports.
4. State of California, Department of Health Care Services. Number of Beneficiaries by County, July 2006-10. Report Date: April 2010. Accessed
5. IHHS Management Statistical Report.
6. http://www.dhcs.ca.gov/dataandstats/statistics/Pages/RASS_Medi-CalBeneficiaries-SummaryPivotTableMostRecent24Months.aspx. Accessed January 28, 2011
7. <http://dq.cde.ca.gov/dataquest/>. Accessed April 12, 2011