

Profile of Marin County Older Adults



Census Data

Year	Marin Pop	60+ Pop	60+ as % of Marin Pop
2000	247,289	44,647	18.1%
2010	252,409	61,454	24.3%
% Change	2.1%	37.6%	6.2%

Source: 2000 and 2010 Census

Marin County Median Age

2000: 41.3 years

2010: 44.5 years

California: 35.2 years

- ♦ Marin oldest county in the Bay Area
- ♦ 11 areas in Marin have median age of 50 years or above
- ♦ Oldest area is Dillon Beach: 57.4 years



Older Adult 65+ Households

2010 Census

- 64,637 owner-occupied units in Marin
 - 21,816 homes (34%) has a householder age 65+
 - Of the 42,192 older adults age 65+, 52% live in owner-occupied homes
 - 8,007 homeowners age 65+ (19% of 65+ pop) live alone
- 15.3% of 65+ pop (6,437 people) renters
 - 73% of renters age 65+ live alone

Older Adults 65+ Living Alone

- 30.1% of Marin's 65+ population live alone
- Communities where 1:3 people age 65+ live alone

Alto 47.6%

Point Reyes 46.4%

Larkspur 39.4%

Strawberry 38.1%

Marin City 37.8%

Fairfax 33.7%

Sausalito 35.1%

Bolinas 34.6%

Mill Valley 33.9%

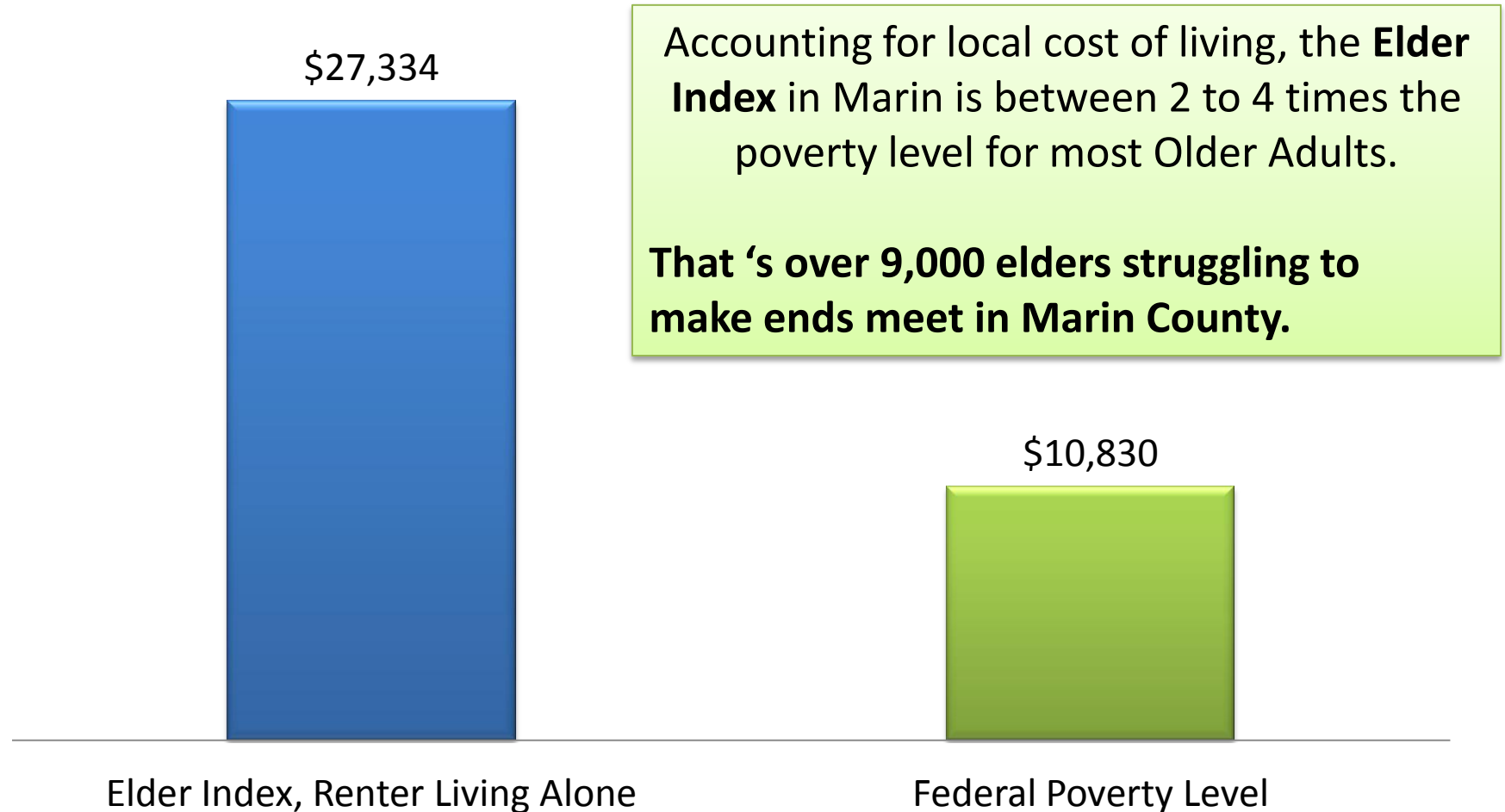
Dillon Beach 33.8%

Stinson Beach 33.3%

Poverty in Marin Older Adults 2008-2010

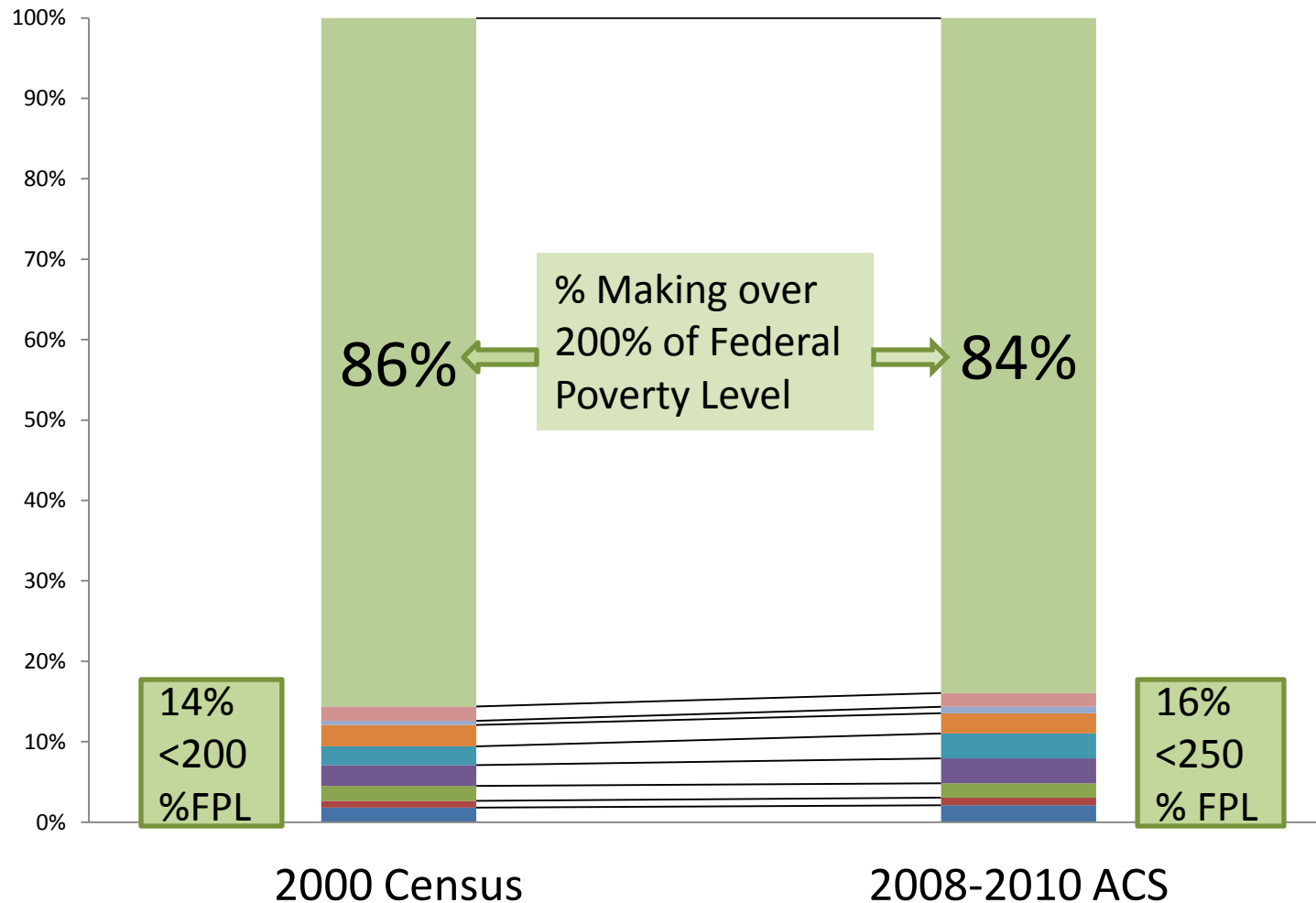
- Approximately **1,500** Marin residents aged 60+ were under the federal poverty level in 2000 compared to ~ **2,000** during 2008-2010
- Over 424 of the 4,126 Marin households that received food stamps in 2008-2010 had at least one person aged 60+ in the household

County Specific Poverty Level – Elder Index for Older Adults in Marin



The Elder Index is a county-specific measure and includes *all* of a senior's basic costs (food, housing, medical care, and transportation).

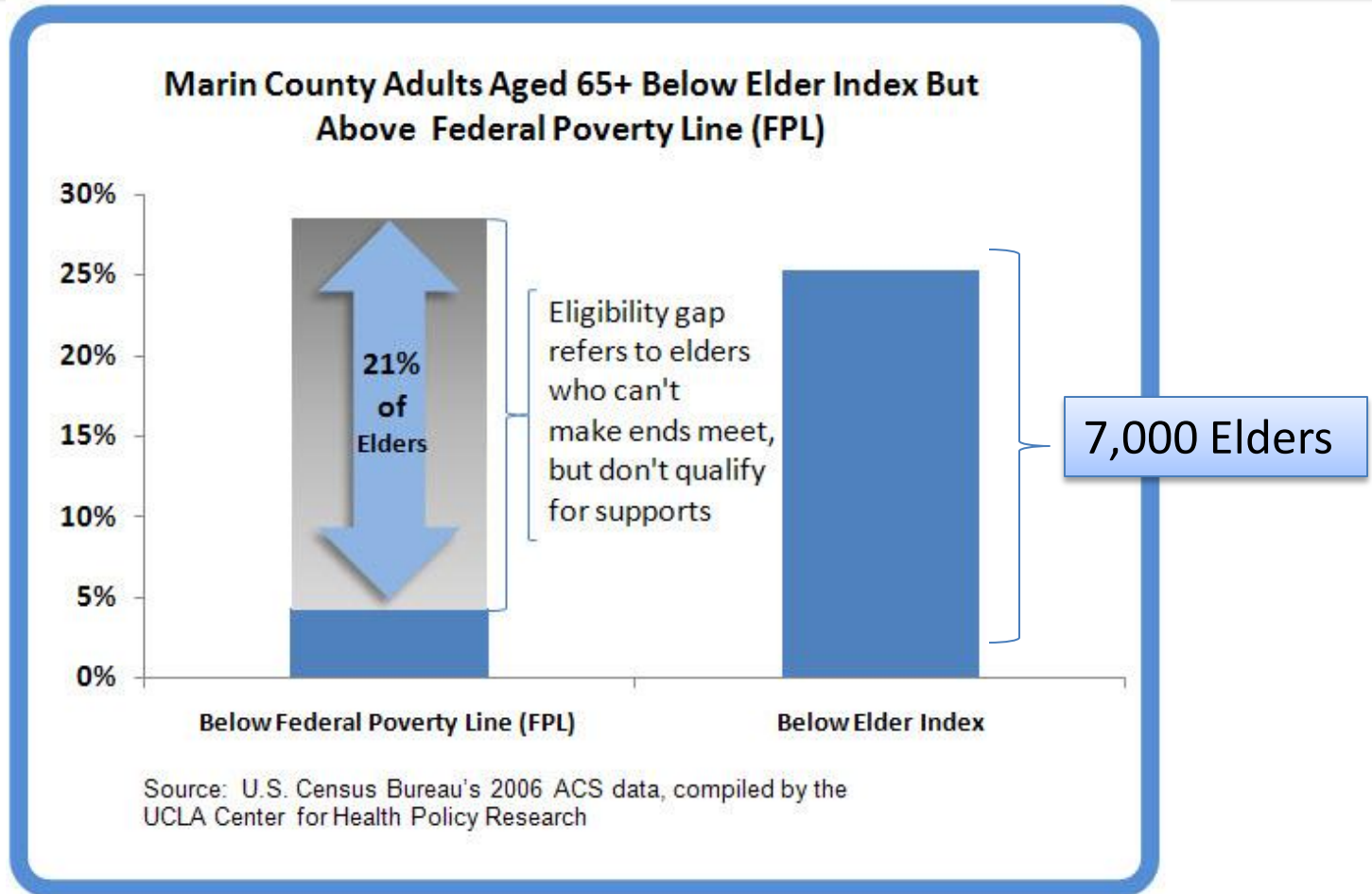
Small increases in poverty in past decade, Marin County Age 65+



Source: 2000 Census and American Community Survey 2008-10

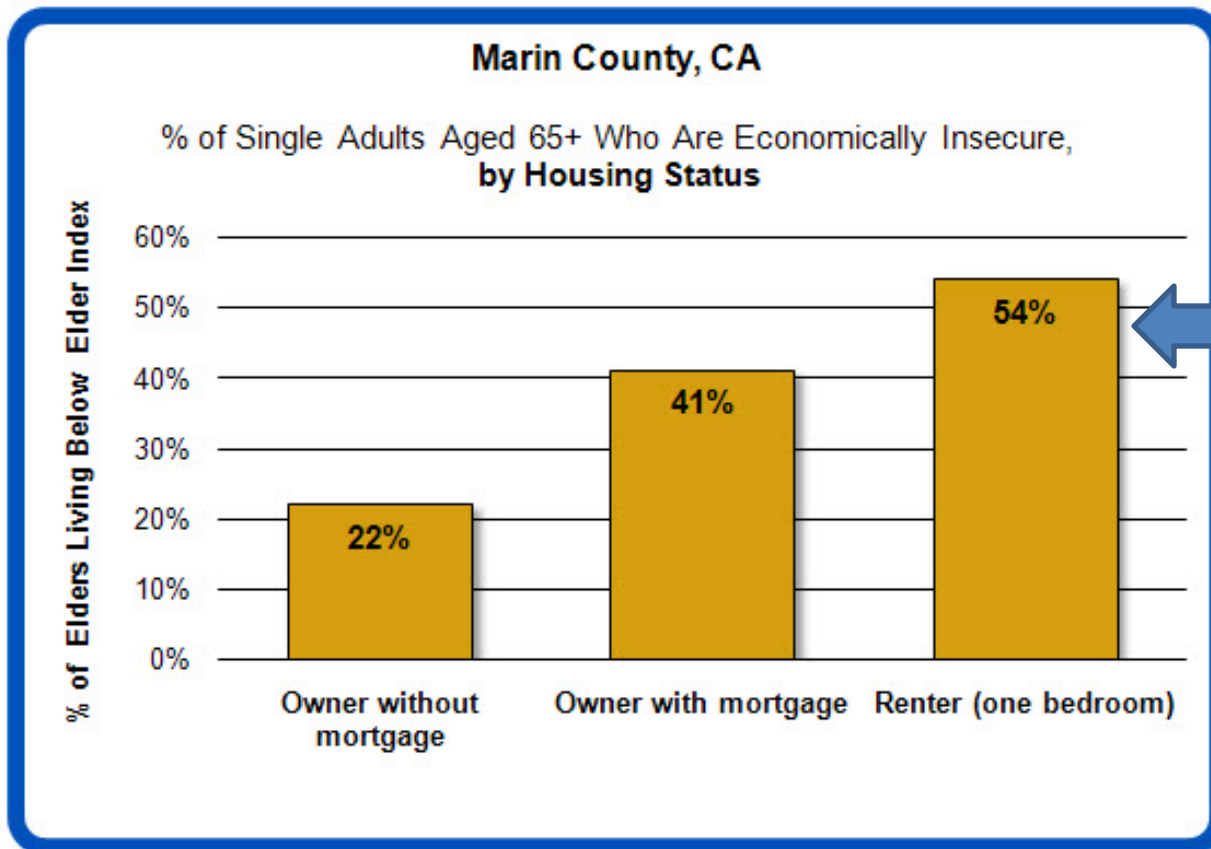
The Eligibility Gap

Not Just “Poor” Elders Are Struggling in Marin



7,000 elders (21%) fall into the “**eligibility gap**,” with incomes above the FPL but below the Elder Index. These elders don’t have enough money to cover their most basic needs, but have too much to qualify for many public programs.

Renters Living Alone Are the Most Economically Vulnerable

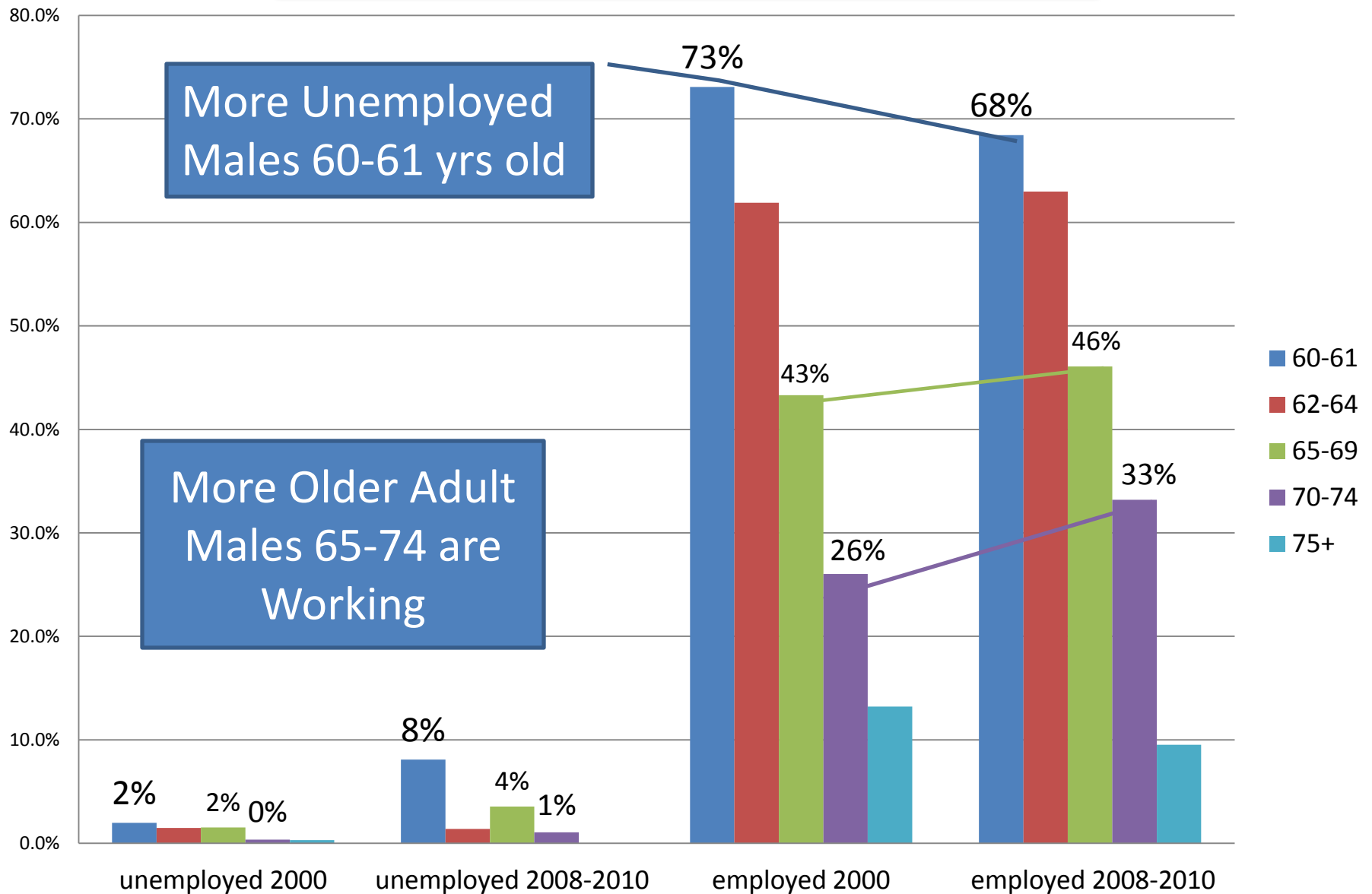


More than half of all elder renters living alone in Marin are trying to survive on incomes below the Elder Index.

Labor Force Participation, Marin Older Males

2000			
	unemployed	employed	not in labor force
60-61	2%	73%	25%
62-64	1.5%	62%	37%
65-69	1.5%	43%	55%
70-74	0.4%	26%	74%
75+	0.3%	13%	87%
2008-2010			
	unemployed	employed	not in labor force
60-61	8%	68%	24%
62-64	1.4%	63%	36%
65-69	3.6%	46%	50%
70-74	1%	33%	66%
75+	0%	9.5%	90%

Work Force Participation, Males, 2000 and 2008-2010

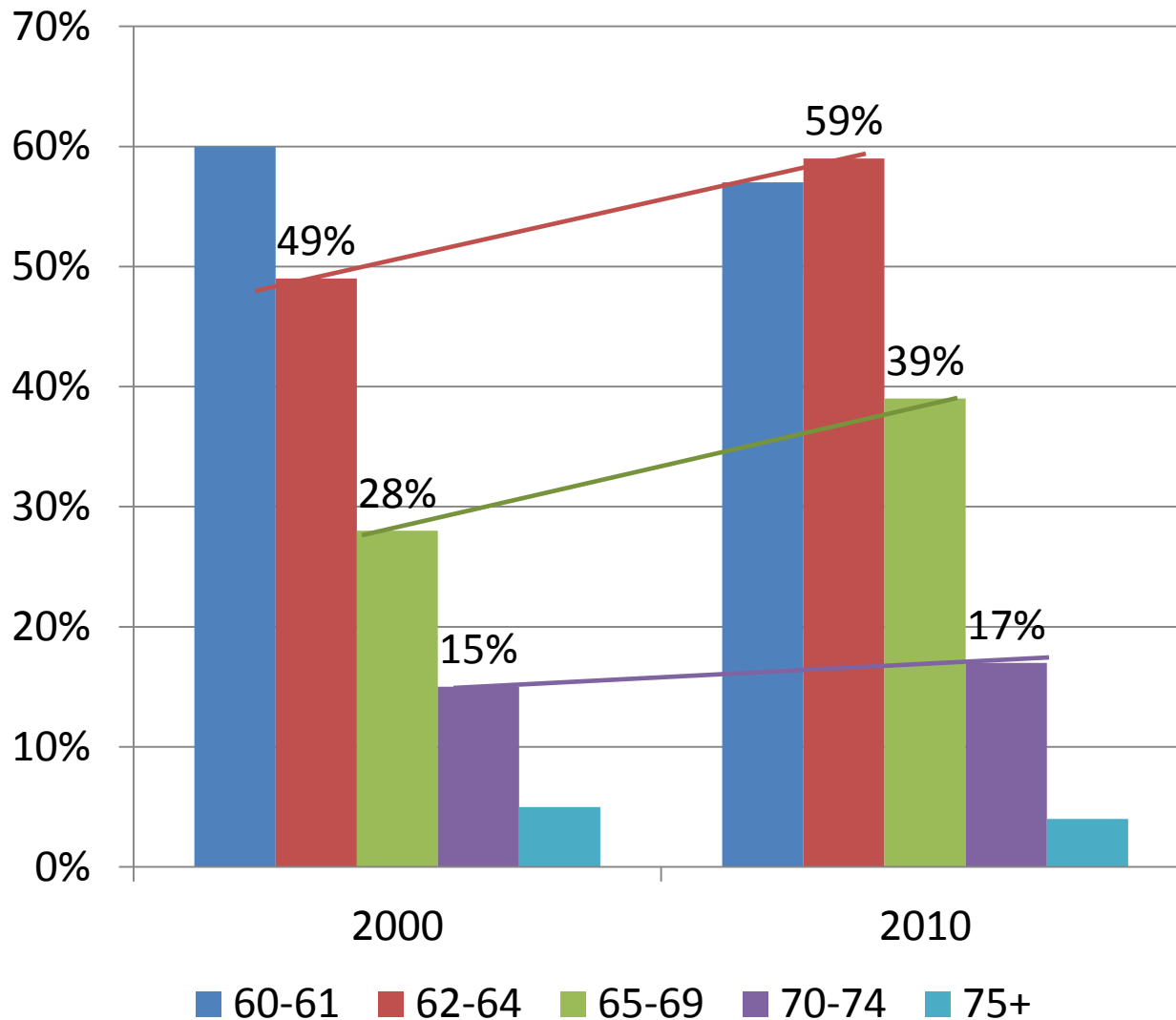


Work Force Participation, Marin Female Seniors

2000			
	unemployed	employed	not in labor force
60-61	1.3%	60.2%	38.5%
62-64	1.3%	48.9%	49.8%
65-69	0.5%	27.9%	71.6%
70-74	0.6%	14.5%	84.9%
75+	0.3%	4.8%	94.9%
2008-2010			
	unemployed	employed	not in labor force
60-61	5.2%	57.4%	37.4%
62-64	2.6%	58.7%	38.7%
65-69	2.3%	39.2%	58.4%
70-74	0.8%	16.9%	82.3%
75+	0.5%	4.1%	95.4%

Source: American Community Survey

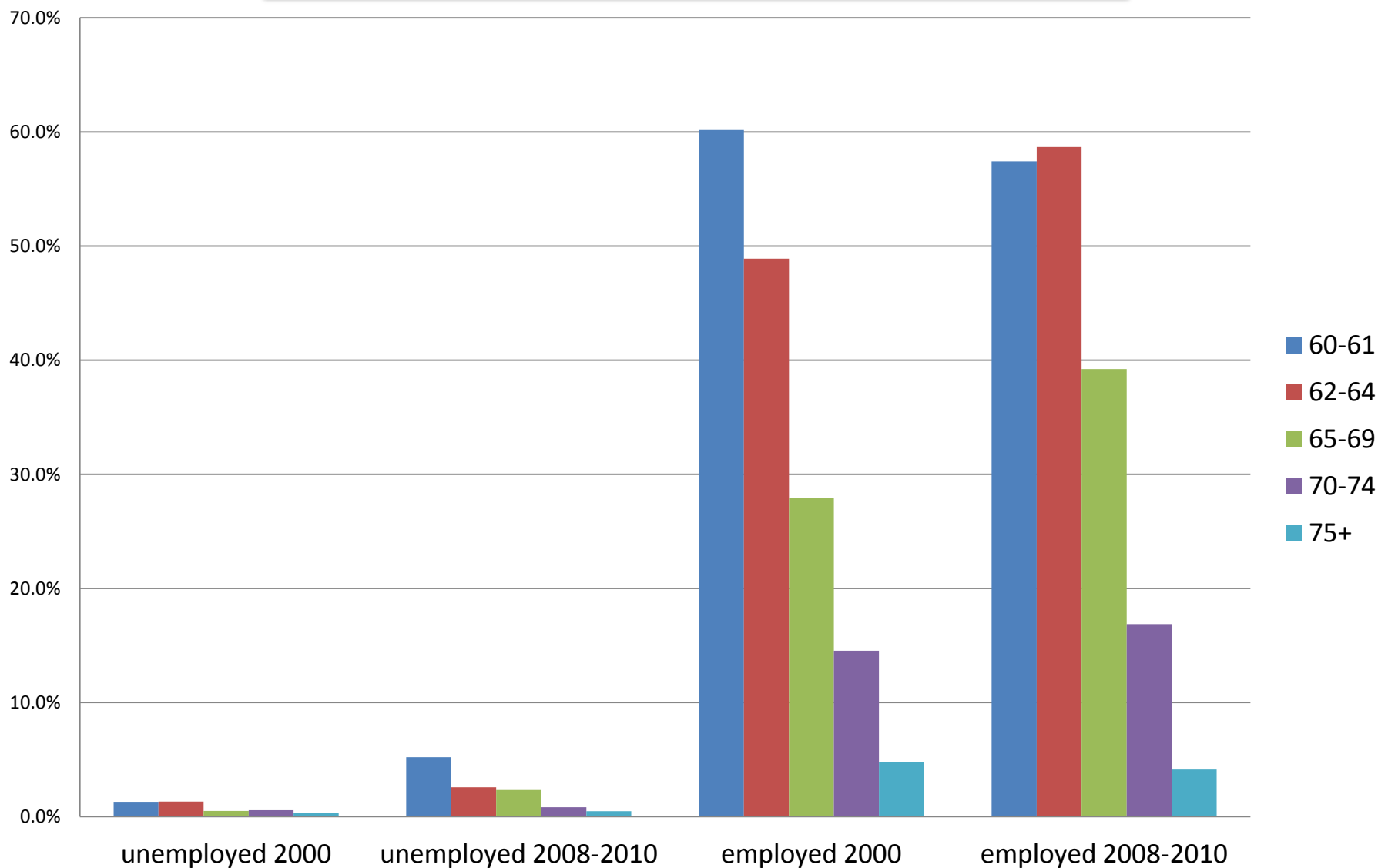
Work Force Participation Females 60+



More Older
Women are
Working

Source: American Community Survey

Work Force Participation, Females, 2000 and 2008-2010



Source: American Community Survey

Percent of Marin Seniors with Disabilities, 2008-2010

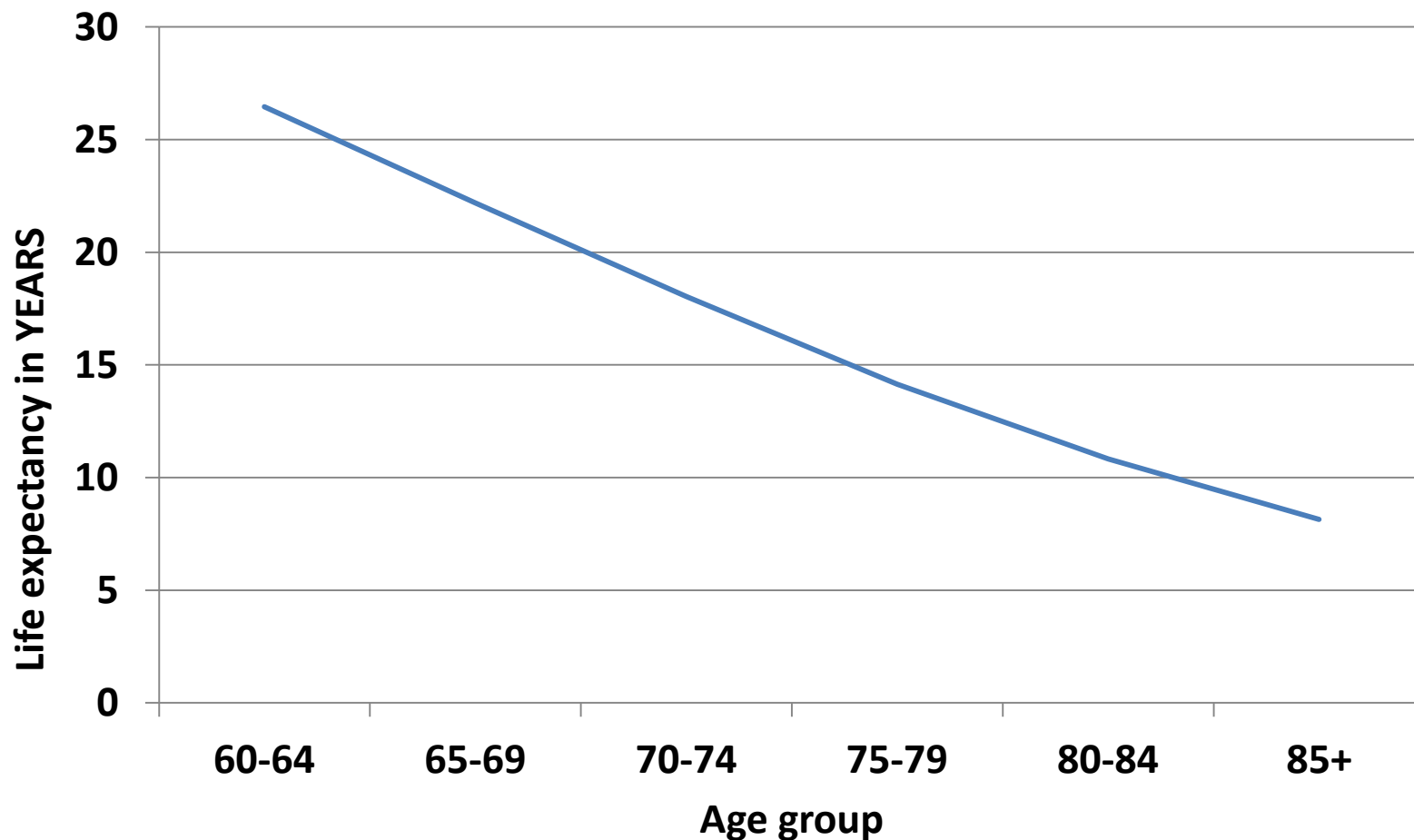
		Female	Male
60-74			
	One or more disabilities	13.6	16.1
	Hearing Difficulty	3.9	9.3
	Vision Difficulty	2.5	2.2
	Cognitive Difficulty	1.9	3.0
	Ambulatory Difficulty	8.1	5.8
	Independent Living Difficulty	4.4	2.3
	Self-Care Difficulty	1.9	2.2
75+			
	One or more disabilities	45.0	40.7
	Hearing Difficulty	14.5	22.6
	Vision Difficulty	6.8	7.3
	Cognitive Difficulty	14.3	6.5
	Ambulatory Difficulty	29.7	19.0
	Independent Living Difficulty	24.7	12.1
	Self-Care Difficulty	11.4	7.7

Source: American Community Survey

History of Medical Conditions in Marin Adults ages 60+

- 6.4% ever diagnosed with diabetes (2009)
- 35.8% diagnosed with high blood pressure (2009)
- 39% ever diagnosed with arthritis (2001)
- 25.1% had high blood cholesterol (2005)
- 17.8% ever diagnosed with heart disease (2009)
- 32.6% ever diagnosed with cancer (2005)

Life expectancy for Marin County residents age 60 and older



Sources: California Electronic Death Reporting System;
interpolated 2010 Census