

# 2010 Marin County Fact Sheet: Kindergarten Immunization Rates



- **Marin County Kindergarten Entrants (Fall 2010) <sup>1</sup>: 3,314**
- **Immunizations Required for Kindergarten Entry <sup>2</sup>:**

Diphtheria, Tetanus & Pertussis

*combined vaccine (DTP)*

**4 doses**

Polio

**3 doses**

Measles, Mumps, Rubella

*combined vaccine (MMR)*

**1 dose** { *Note: Two doses of measles-containing vaccine—at least one of which must be measles, mumps and rubella combined—are required.*

Hepatitis B

**3 doses**

Varicella

**1 dose**

## Annual Statewide Kindergarten Immunization Assessment

### Methods

All California kindergartens are surveyed annually. Aggregate data are collected on:

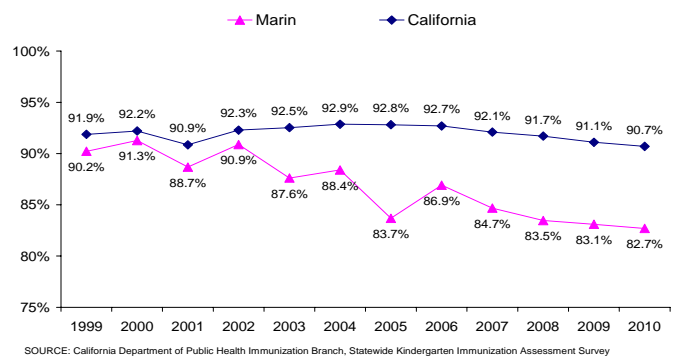
- Number of students (Kindergarten entrants)
- Number of entrants **Up-to-Date (UTD)** on all of the above vaccines
- Number of **Personal Belief Exemptions (PBE)**
- Number of **Conditional Entrants (CE)**
- Number of **Permanent Medical Exemptions (PME)**
- Number of entrants **UTD** for each required vaccine

### Results

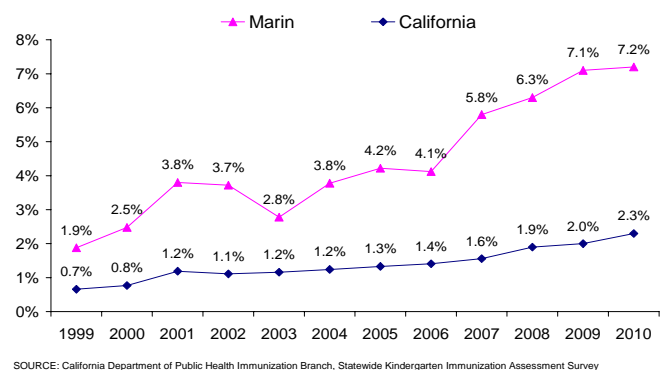
From 1999 through 2010:

- Immunization rates of Kindergarten entrants in Marin County have been consistently lower than immunization coverage levels among Kindergarten entrants statewide.
- In Marin, the percentage of students entering Kindergarten with Personal Belief Exemptions has consistently been more than double the statewide percentage. In six out of the past seven years, PBE rates in Marin have been more than three times greater than those documented for California.
- Kindergarten Conditional Entrant rates in Marin fell to a low of 5.2% in 2002; just three years later, however, CEs among the County's K-level students peaked at 11.8%. From 2007-10, Marin's CE rates have been >9%. By comparison, after remaining virtually unchanged between 2004 and 2006, CE rates in California steadily increased over the past four years, reaching 6.8% in fall 2010.

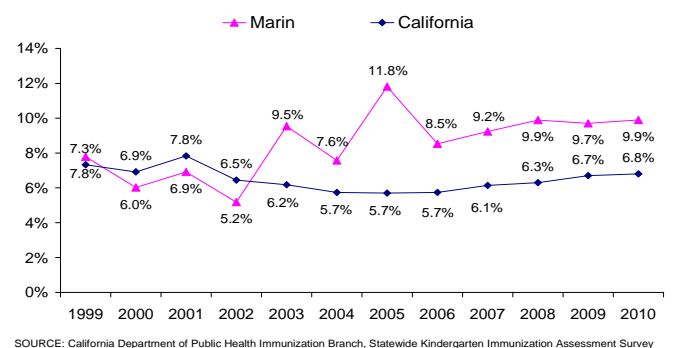
Kindergarten Immunization Rates for All Required Immunizations in Marin County and California, 1999-2010



Kindergarten Personal Belief Exemption Rates in Marin County and California, 1999-2010



Kindergarten Conditional Entrant Rates in Marin County and California, 1999-2010

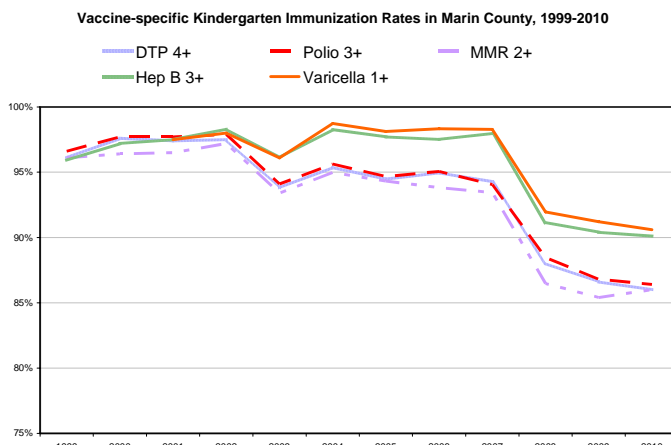


# 2010 Marin County Fact Sheet: Kindergarten Immunization Rates



## (Results, cont'd.)

- Between 1999 and 2002, over 95% of entering kindergarteners in Marin County were age-appropriately immunized against DTP, polio, MMR, and hepatitis B. (Assessment of coverage against varicella, or chickenpox, began in 2001.)
- The survey revealed sharp declines in vaccine-specific immunization rates among Kindergarten entrants in 2008 and 2009. DTP, polio and MMR vaccination rates fell below 90%. While coverage against hepatitis B and chicken pox also decreased during this period, approximately nine out of ten of these pupils were up-to-date on their Hep B and varicella vaccines upon entering Kindergarten. Rates leveled off in 2010, with vaccine-specific immunization rates remaining comparable to those reported for the previous year.

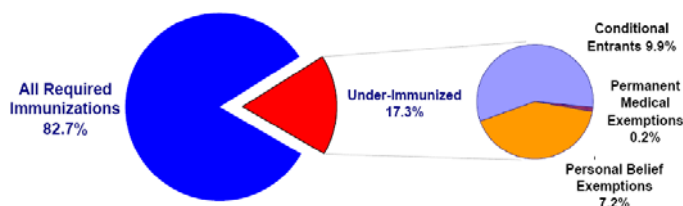


Among the findings of the 2010 Kindergarten Immunization Assessment for Marin County:

- 86.0% of Kindergarten entrants were up-to-date for the DTP vaccine.
- 86.4% of these children had had three or more doses of polio vaccine.
- 91.5% had received at least one dose of the MMR vaccine; 86.0% had received two or more doses.
- 90.1% of those starting Kindergarten had gotten at least three Hep B shots.
- 90.6% of this group had been immunized against varicella.
- In fall 2010, 82.7% of Kindergarten entrants had received the full series, compared to 83.1% in fall 2009.
- Of 3,314 students starting Kindergarten in the fall of 2010, 9.9% were conditional entrants, 7.2% were exempted due to personal beliefs, and 0.2% had permanent medical exemptions. In total, approximately one-sixth (17.3%) of the kindergarteners were under-immunized at the time of entry.

## IMMUNIZATION COVERAGE, KINDERGARTEN, MARIN COUNTY, FALL 2010

	UTD	95% CI
<b>DTP (4+)</b>	<b>86.0%</b>	<b>[83.1%, 89.0%]</b>
<b>Polio (3+)</b>	<b>86.4%</b>	<b>[83.5%, 89.3%]</b>
<b>MMR (1+)</b>	<b>91.5%</b>	<b>[88.3%, 94.6%]</b>
<b>Hep B (3+)</b>	<b>90.1%</b>	<b>[87.0%, 93.2%]</b>
<b>Varicella (1+)</b>	<b>90.6%</b>	<b>[87.5%, 93.7%]</b>
<b>Full Series (4:3:1:3:1)</b>	<b>82.7%</b>	<b>[79.9%, 85.5%]</b>



## Sources:

- California Dept. of Public Health, Immunization Branch. Kindergarten Assessment by School – California, 2010.  
<http://www.cdph.ca.gov/programs/immunize/Documents/2010IZRateTable.pdf>
- California Dept. of Public Health, Immunization Branch. Guide to Immunizations Required for School Entry, Grades K-12.  
<http://www.cdph.ca.gov/programs/immunize/Documents/IMM-231.pdf>

