

# 2009 Marin County Fact Sheet: Kindergarten Immunization Rates



- **Marin County Kindergarten Entrants (Fall 2009) <sup>1</sup>: 3,253**
- **Immunizations Required for Kindergarten Entry <sup>2</sup>:**
  - Diphtheria, Tetanus & Pertussis  
*combined vaccine (DTP)*      **4 doses**
  - Polio      **3 doses**
  - Measles, Mumps, Rubella  
*combined vaccine (MMR)*      **1 dose**
  - Hepatitis B      **3 doses**
  - Varicella      **1 dose**

## Annual Statewide Kindergarten Immunization Assessment

### Methods

All California kindergartens are surveyed annually. Aggregate data are collected on:

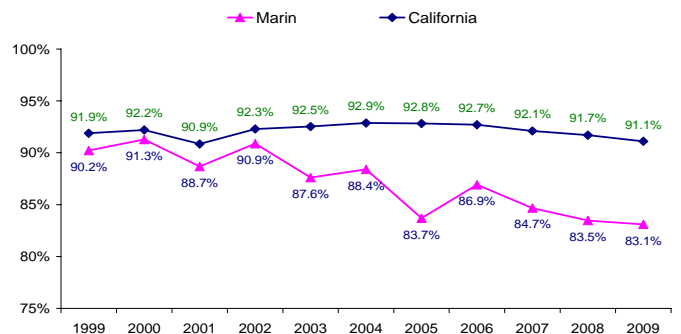
- Number of students (Kindergarten entrants)
- Number of entrants **Up-to-Date (UTD)** on all of the above vaccines
- Number of **Personal Belief Exemptions (PBE)**
- Number of **Conditional Entrants (CE)**
- Number of **Permanent Medical Exemptions (PME)**
- Number of entrants **UTD** for each required vaccine

### Results

From 1999 through 2009:

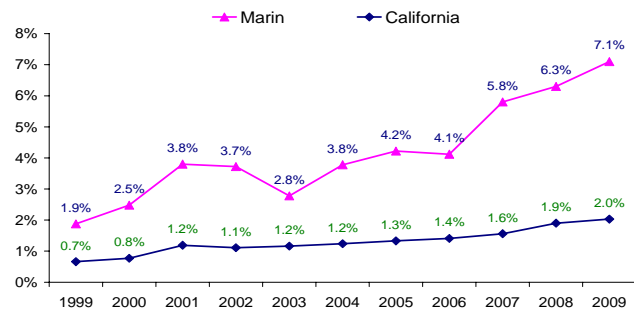
- Immunization rates of Kindergarten entrants in Marin County have been consistently lower than immunization coverage levels among Kindergarten entrants statewide.
- In Marin, the percentage of students entering Kindergarten with Personal Belief Exemptions has consistently been more than double the statewide percentage. In five out of the past six years, PBE rates in Marin have been more than three times greater than those documented for California.
- Kindergarten Conditional Entrant rates in Marin fell to a low of 5.2% in 2002; just three years later, however, CEs among the County's K-level students peaked at 11.8%. From 2007-09, Marin's CE rates have been >9%. By comparison, after remaining virtually unchanged between 2004 and 2006, CE rates in California have risen steadily over the past three years, reaching 6.7% in fall 2009.

Kindergarten Immunization Rates for All Required Immunizations in Marin County and California, 1999-2009



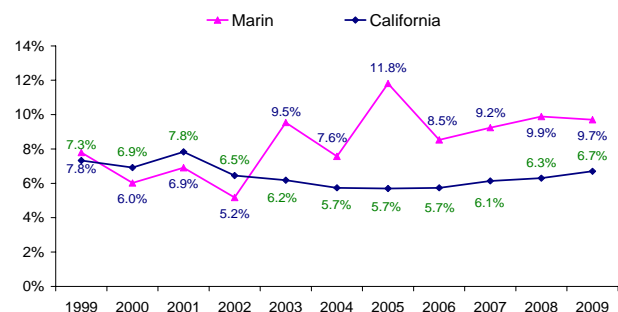
SOURCE: California Department of Public Health Immunization Branch, Statewide Kindergarten Immunization Assessment

Kindergarten Personal Belief Exemption Rates in Marin County and California, 1999-2009



SOURCE: California Department of Public Health Immunization Branch, Statewide Kindergarten Immunization Assessment

Kindergarten Conditional Entrant Rates in Marin County and California, 1999-2009



SOURCE: California Department of Public Health Immunization Branch, Statewide Kindergarten Immunization Assessment

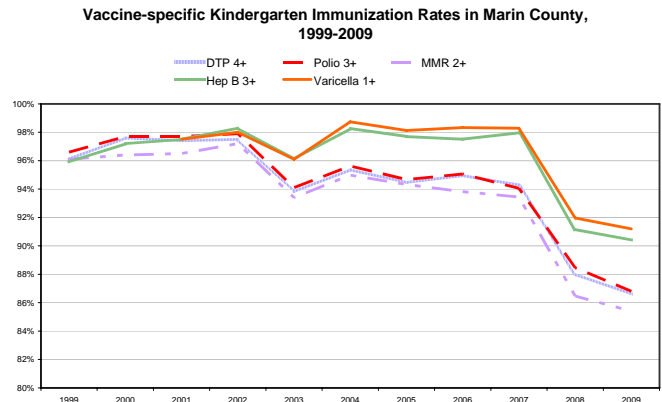


# 2009 Marin County Fact Sheet: Kindergarten Immunization Rates



**(Results, cont'd.)**

- Between 1999 and 2002, over 95% of entering kindergarteners in Marin County were age-appropriately immunized against DTP, polio, MMR, and hepatitis B. (Assessment of coverage against varicella, or chickenpox, began in 2001.)
- The survey revealed sharp declines in vaccine-specific immunization rates among Kindergarten entrants in 2008 and 2009. DTP, polio and MMR vaccination rates fell below 90%. While coverage against hepatitis B and chicken pox also decreased during this period, approximately nine out of ten of these pupils were up-to-date on their Hep B and varicella vaccines upon entering Kindergarten.



SOURCE: California Department of Public Health Immunization Branch, Statewide Kindergarten Immunization Assessment

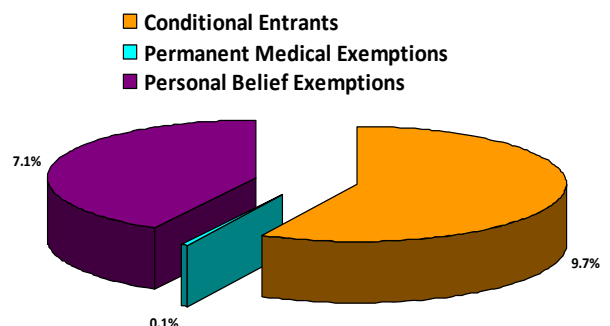
Among the findings of the 2009 Kindergarten Immunization Assessment for Marin County:

- 85.4% of Kindergarten entrants had received one or more doses of the MMR vaccine.
- 86.6% of these children were up-to-date for the DTP vaccine.
- 86.8% had had three or more doses of polio vaccine.
- 90.4% of those starting Kindergarten had gotten at least three Hep B shots.
- 91.2% of this group had been immunized against varicella.
- Only 83.1% of Kindergarten entrants had received the full series.
- Of 3,253 students starting Kindergarten in Fall 2009, 9.7% of were conditional entrants, 7.1% were exempted due to personal beliefs, and 0.1% had permanent medical exemptions. Approximately one-sixth of the kindergarteners were under-immunized at the time of entry.

**IMMUNIZATION COVERAGE OF KINDERGARTENS,  
MARIN COUNTY, FALL 2009**

	UTD	95% CI
<b>DTP (4+)</b>	<b>86.6%</b>	<b>[83.6%, 89.6%]</b>
<b>Polio (3+)</b>	<b>86.8%</b>	<b>[83.8%, 89.8%]</b>
<b>MMR (1+)</b>	<b>85.4%</b>	<b>[82.5%, 88.3%]</b>
<b>Hep B (3+)</b>	<b>90.4%</b>	<b>[87.3%, 93.5%]</b>
<b>Varicella (1+)</b>	<b>91.2%</b>	<b>[88.1%, 94.3%]</b>
<b>Full Series (4:3:1:3:1)</b>	<b>83.1%</b>	<b>[80.2%, 86.0%]</b>

Percentages of Under-Immunized Kindergarten Entrants due to CE, PME and PBE - Marin, 2009



**Sources:**

1. California Dept. of Public Health, Immunization Branch. Kindergarten Assessment by School – California, 2009. <http://www.cdph.ca.gov/programs/immunize/Documents/2009SchoolIZRateTable.pdf>
2. California Dept. of Public Health, Immunization Branch. Guide to Immunizations Required for School Entry, Grades K-12. <http://www.cdph.ca.gov/programs/immunize/Documents/IMM-231.pdf>

